

Filters Series MX

New

Ports G3/4 - G1

Modular

Bowl with technopolymer cover and bayonet-type mounting



- » Removal of impurities and condensate
- » High flow with minimal pressure decreases
- » Cartridge filters of 25 or 5 μm
- » Manual or automatic condensate drain
- » Bowl locking mechanism reducing the risk of accidents

The Series MX has been realized to offer a multi-sector solution that guarantees saving in terms of installation time, space and costs.

A special configurator, available on Camozzi website at <http://catalogue.camozzi.com> (sec. Configurators), allows the customer to choose the most suitable solution for his application, selecting single components or by configuring assembled FRLs.

MX3 is the new series of air treatment components realized by Camozzi, characterized by a modern, linear and compact design, offering high performances. The perfect integration between metal alloys and technopolymers has allowed the realization of a reliable product, light and strong at the same time. Thanks to a new concept of modularity, moreover, the mounting of components has become easier.

GENERAL DATA

Construction	modular, compact with filtering element in HDPE
Materials	see TABLE OF MATERIALS (pag. 3/1.05.02)
Ports	G3/4 - G1
Condensate capacity	85 cc
Weight	0,720 kg
Mounting	vertical in-line wall-mounting (by means of clamps)
Operating temperature	-5°C ÷ 50°C up to 16 bar (with the dew point of the fluid lower than 2°C at the min. working temperature) -5°C ÷ 60°C up to 10 bar (with the dew point of the fluid lower than 2°C at the min. working temperature)
Porosity of filtering element	25 μm (standard) 5 μm
Draining of condensate	manual - semi automatic(standard) automatic
Operating pressure	0,3 ÷ 16 bar (with automatic drain 1,5 ÷ 12 bar)
Nominal flow	see FLOW DIAGRAMS (pag. 3/1.05.03)
Fluid	compressed air

CODING EXAMPLE

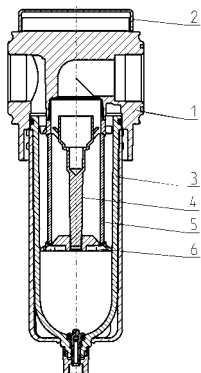
MX	3	-	3/4	-	F	0	0
-----------	----------	----------	------------	----------	----------	----------	----------

MX	SERIES
3	SIZE: 3 = G3/4 - G1
3/4	PORT: 3/4 = G3/4 1 = G1
F	FILTER
0	FILTERING ELEMENT: 0 = 25 µm (standard) 1 = 5 µm
0	DRAINING OF CONDENSATE: 0 = semiautomatic-manual drain (standard) 3 = automatic drain 8 = no drain with port G1/8

For the assembly of a single component with fixing flanges or wall-mounting, see the section "FRL Series MX Assembled" (pag. 3/1.50.01)

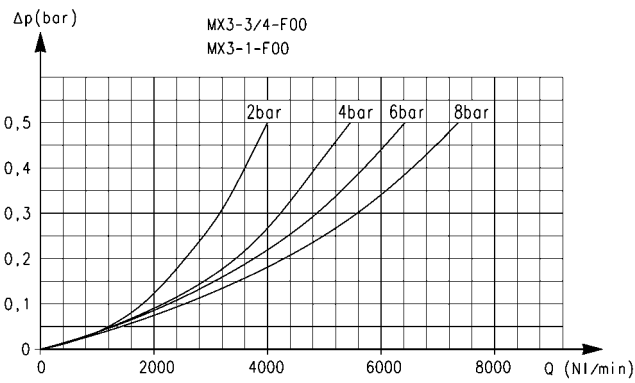
Filters Series MX - materials

New



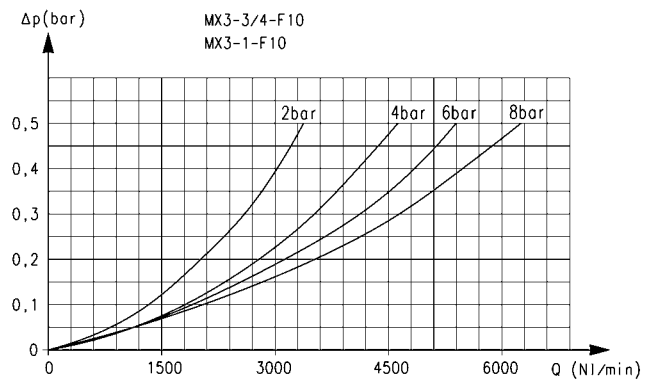
PARTS	MATERIALS
1 = Body	Aluminium
2 = Covering	Polyacetal
3 = Bowl with technopolymer cover	Polycarbonate/Polyamide
4 = Valve-guide	Polyacetal
5 = Filtering element	Polyethylene
6 = Separation deflector	Polyacetal
Seals	NBR

FLOW DIAGRAMS



Reference diagram for models with filtering element = 25 µm

Δp = Pressure drop
Q = Flow



Reference diagram for models with filtering element = 5 µm

Δp = Pressure drop
Q = Flow

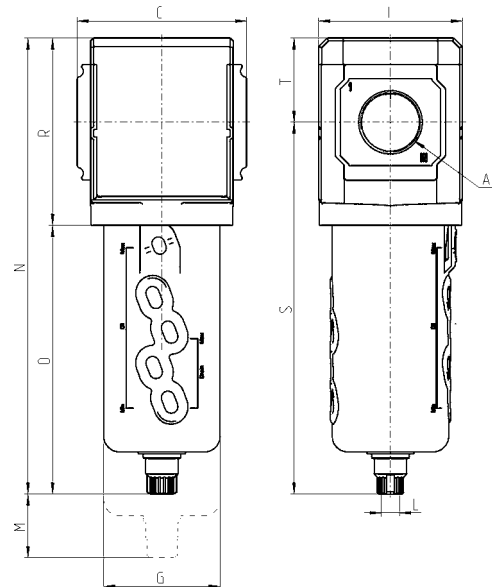
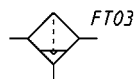
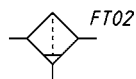
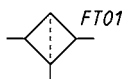
3

TREATMENT

Filters Series MX - dimensions



FT01 = filter without drain with threaded port
FT02 = filter with semiautomatic manual drain
FT03 = filter with automatic drain



Mod.	A	C	G	I	L	M	N	O	R	S	T
MX3-3/4-F00	G3/4	89,5	61,5	76	G1/8	75	241	142	99	196,5	44,5
MX3-1-F00	G1	89,5	61,5	76	G1/8	75	241	142	99	196,5	44,5